



安普新股份有限公司 2022年法人說明會

股票代號: 6743

主辦券商: 中國信託

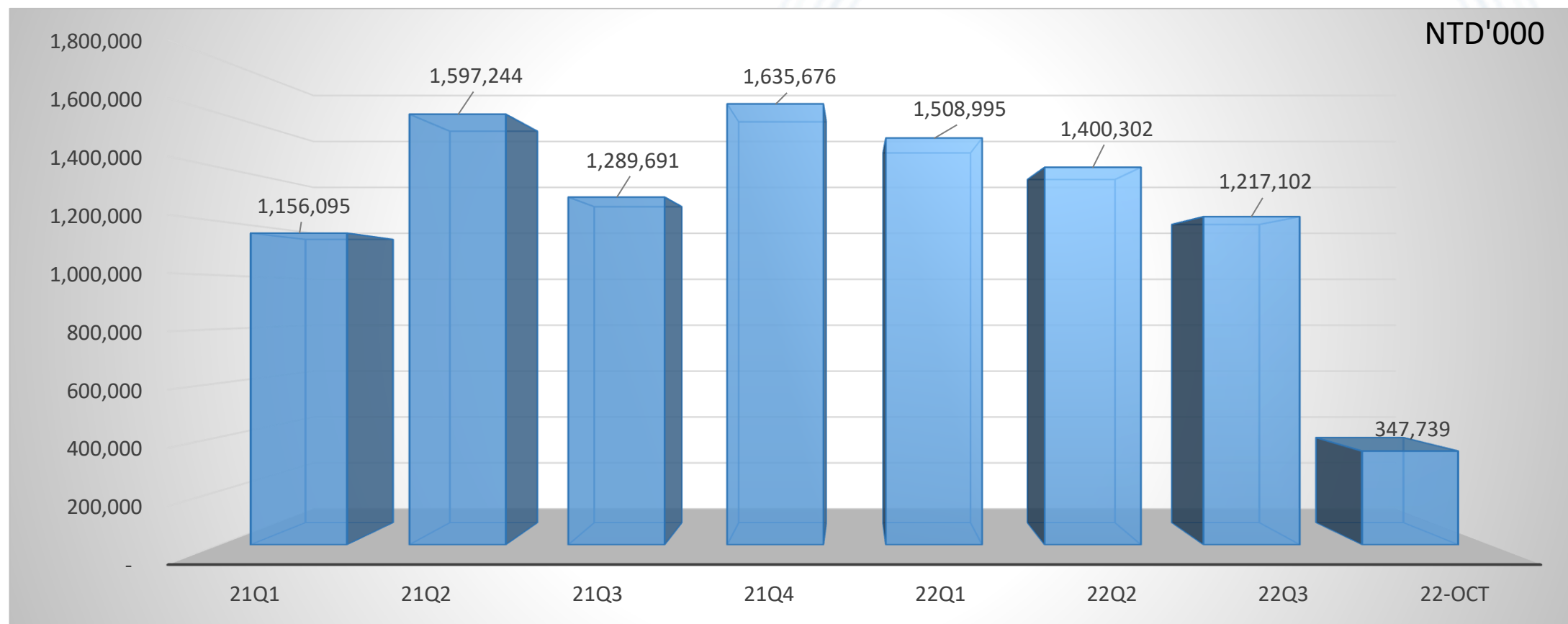
2022年11月28日

主講人 許明仁副董事長

投資安全聲明

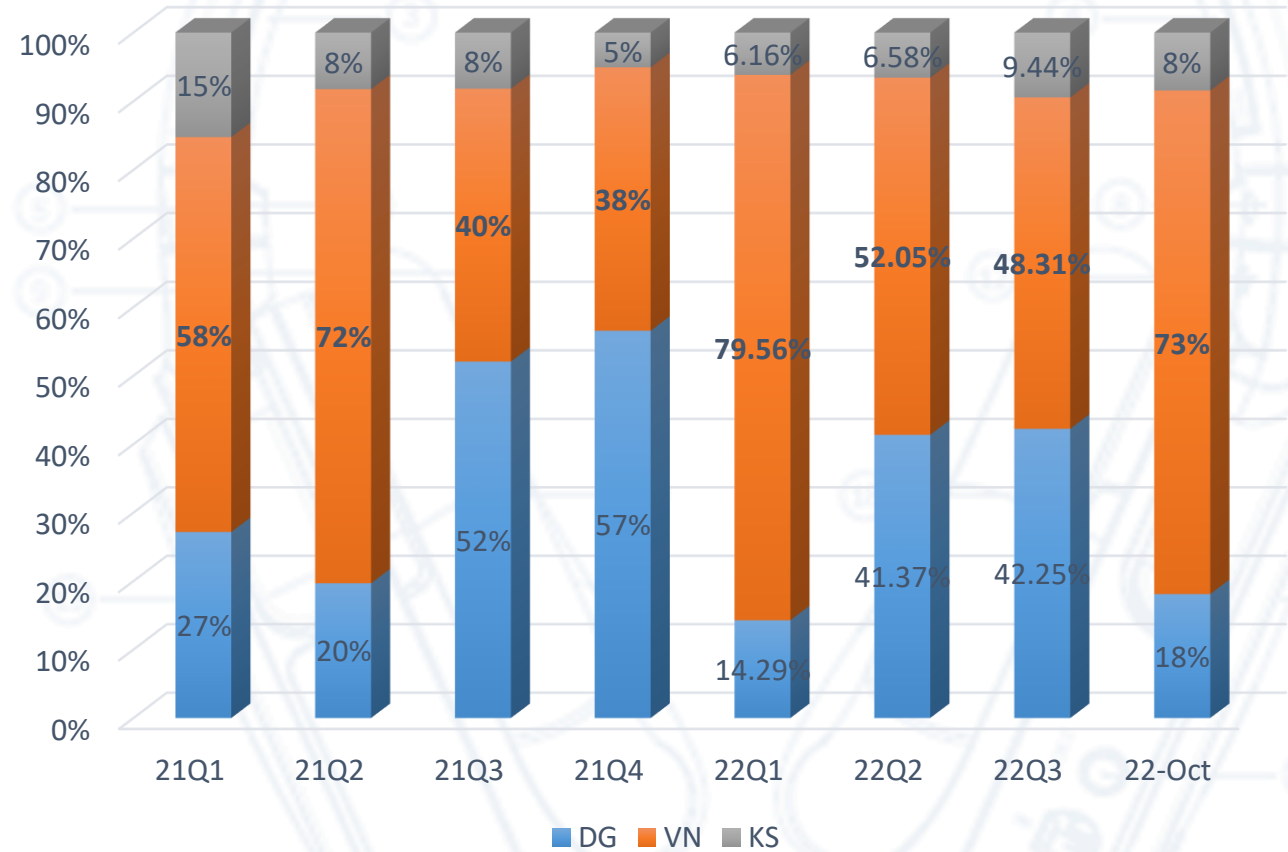
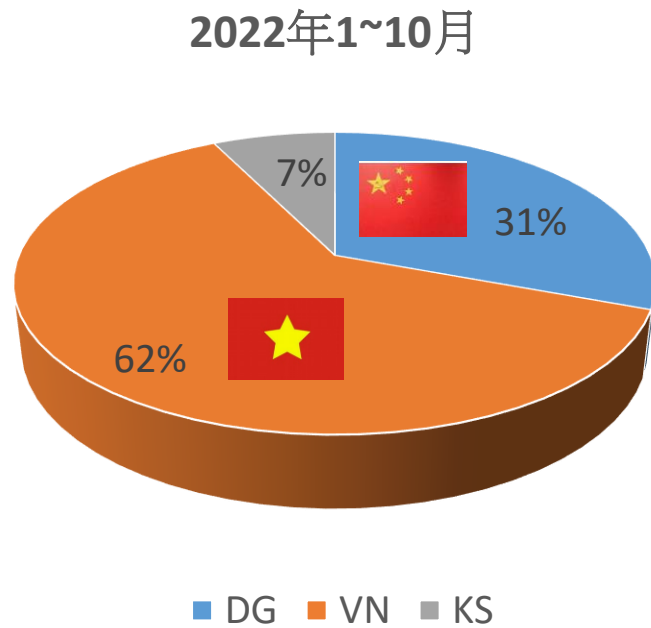
本簡報內所提供 (除歷史資訊外) 之資訊皆屬於對未來預測性陳述，受到各種風險及不確定性因素影響，可能造成實際結果與陳述內容發生顯著不符，這些不確定性因素包括：受到競爭性產品及定價之影響、設計是否及時被客戶接受、新技術是否及時導入利用、新產品大量量產之能力、產業及市場是否供給過剩、終端市場之財務穩定性、無法預期之成本和費用、任何併購相關之不確定性，如重要客戶之流失、法律或行政訴訟之涉及可能會影響營運之新法規、外匯匯率之波動、全球經濟因素或非經濟因素之影響及其他風險因素等。

合併營業收入



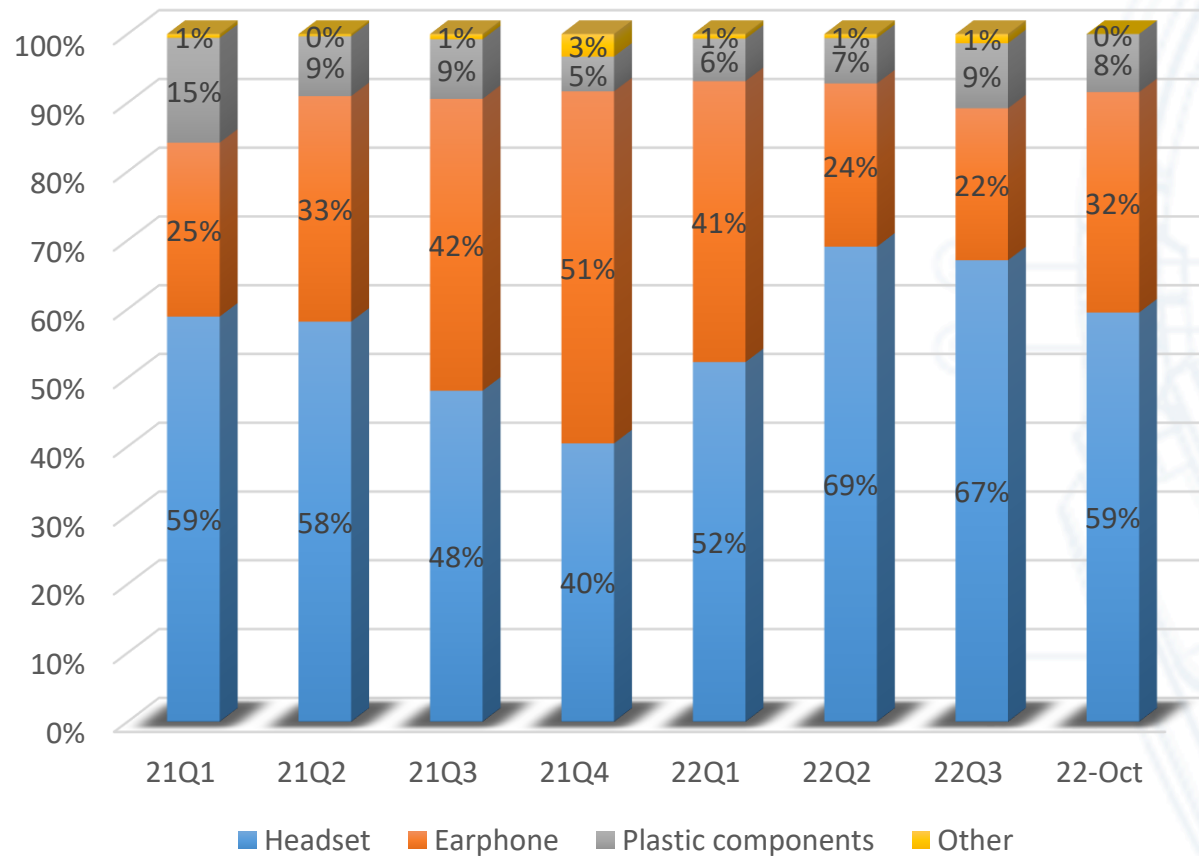
註:10月為自結公告數

區域出貨營收比重

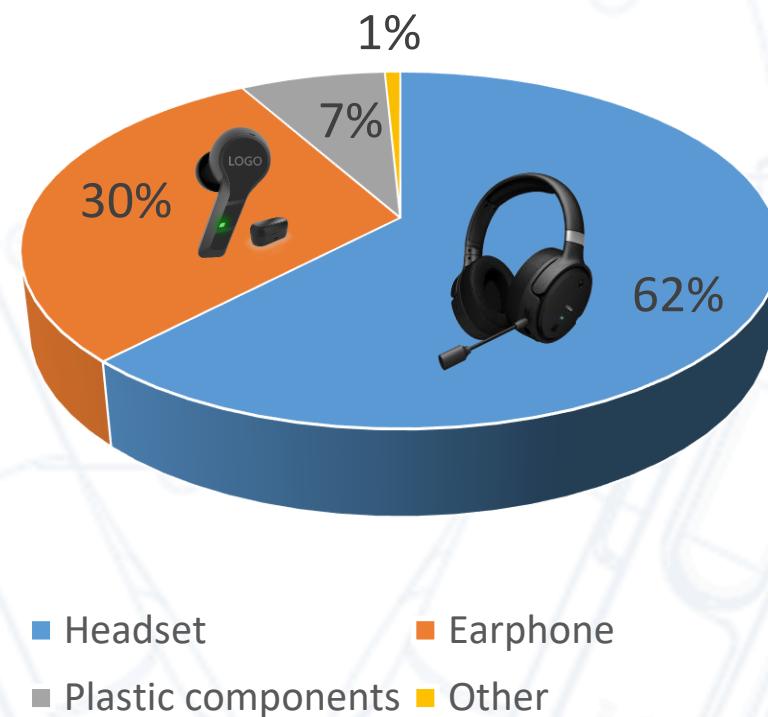


註:10月為自結公告數

產品別營收比重



2022年1~10月



註:10月為自結公告數

合併損益表

| ITEM | NTD'000 | 2022Q3 | 2022Q2 | 2022Q1 | 2021Q3 |
|-------------------------|---------|----------------|----------------|----------------|-----------------|
| Operating Revenue | | 1,212,609 | 1,401,960 | 1,509,971 | 1,291,678 |
| Operating Cost | | (996,780) | (1,238,861) | (1,357,961) | (1,241,801) |
| Gross profit | | 215,829 | 163,099 | 152,010 | 49,877 |
| Operating Expenses | | (154,671) | (149,392) | (144,302) | (154,349) |
| Non-Operating Income | | (5,196) | 17,810 | 44,520 | 27,131 |
| Net Income | | 37,772 | 10,690 | 35,440 | (56,897) |
| Key Indices | | | | | |
| Gross profit margin | | 17.80% | 11.63% | 10.07% | 3.86% |
| Operating profit margin | | 5.04% | 0.98% | 0.51% | -8.09% |
| EPS | | 0.26 | 0.07 | 0.23 | (0.38) |

合併資產負債表

| ITEM | NTD'000 | 2022Q3 | 2022Q2 | 2021Q3 |
|-----------------------------------|---------|------------------|------------------|------------------|
| Cash and Cash Equivalents | | 123,492 | 175,957 | 437,836 |
| Account Receivable | | 1,389,967 | 1,713,597 | 1,316,490 |
| Inventories | | 1,954,204 | 2,257,012 | 2,281,241 |
| Other Current Assets | | 571,817 | 595,881 | 494,237 |
| Property, plant and equipment | | 3,643,759 | 3,605,293 | 3,415,796 |
| Other Non-current Assets | | 936,135 | 888,204 | 1,123,410 |
| Total Assets | | 8,619,374 | 9,235,944 | 9,069,010 |
| Short-term loan | | 3,151,478 | 3,184,441 | 2,904,310 |
| Account Payable | | 1,203,473 | 1,709,844 | 1,460,745 |
| Other Current Liabilities | | 572,404 | 693,226 | 803,748 |
| Other Non-Current Liabilities | | 848,279 | 865,439 | 926,745 |
| Total Liabilities | | 5,775,634 | 6,452,950 | 6,095,548 |
| Total Shareholders' Equity | | 2,843,740 | 2,782,994 | 2,973,462 |
| Key Indices | | | | |
| Accounts Receivable Turnover | | 3.13 | 3.35 | 3.58 |
| A/R Turnover Days | | 117 | 109 | 103 |
| Debt ratio | | 67% | 70% | 67% |

合併現金流量表

| ITEM | NTD'000 | 2022Q3 | 2022Q2 | 2021Q3 |
|---|---------|----------------|-----------------|------------------|
| Net cash inflow (out) from operating activities | | 293,568 | (14,251) | (174,510) |
| Net cash inflow (out) from investing activities | | (76,573) | (184,883) | (216,495) |
| Net cash inflow (out) from financing activities | | (157,698) | 188,019 | 248,525 |
| Effects of exchange rate changes on the balance of cash | | (111,762) | 52,212 | (16,238) |
| Cash and cash equivalents at the beginning of the period | | 175,957 | 134,860 | 596,554 |
| Cash and cash equivalents at the end of the period | | 123,492 | 175,957 | 437,836 |
| Capital expenditures | | (43,624) | (76,219) | (14,125) |
| Free Cash Flow | | 249,944 | (90,470) | (188,635) |

近期重要事件摘要

- 與 台灣佳能在越南的合資企業
與台灣佳能合資在越南設立子公司。資本額1.5億新台幣。AMPACS預計投資6000萬新台幣，取得40%股權。
合資子公司第一期投資新台幣5000萬元已完成。
AMPACS投資新台幣2000萬元已完成。

Q & A



安普新股份有限公司

股票代號：**6743**

THANK YOU